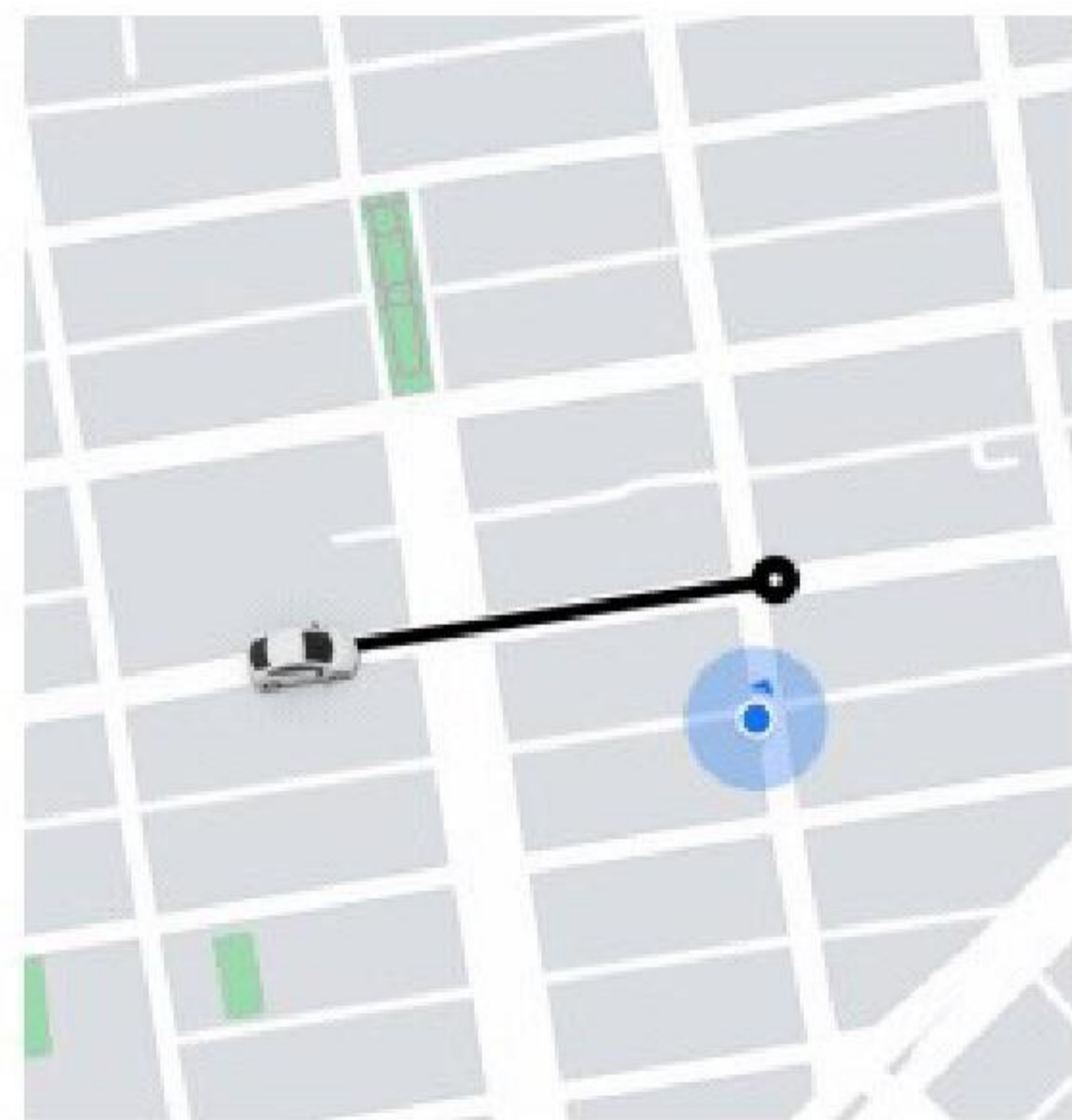


Setting the standard in rideshare safety

We're proud to lead the industry by introducing features like an in-app emergency button and RideCheck™ technology—all to help you feel more protected on every trip.

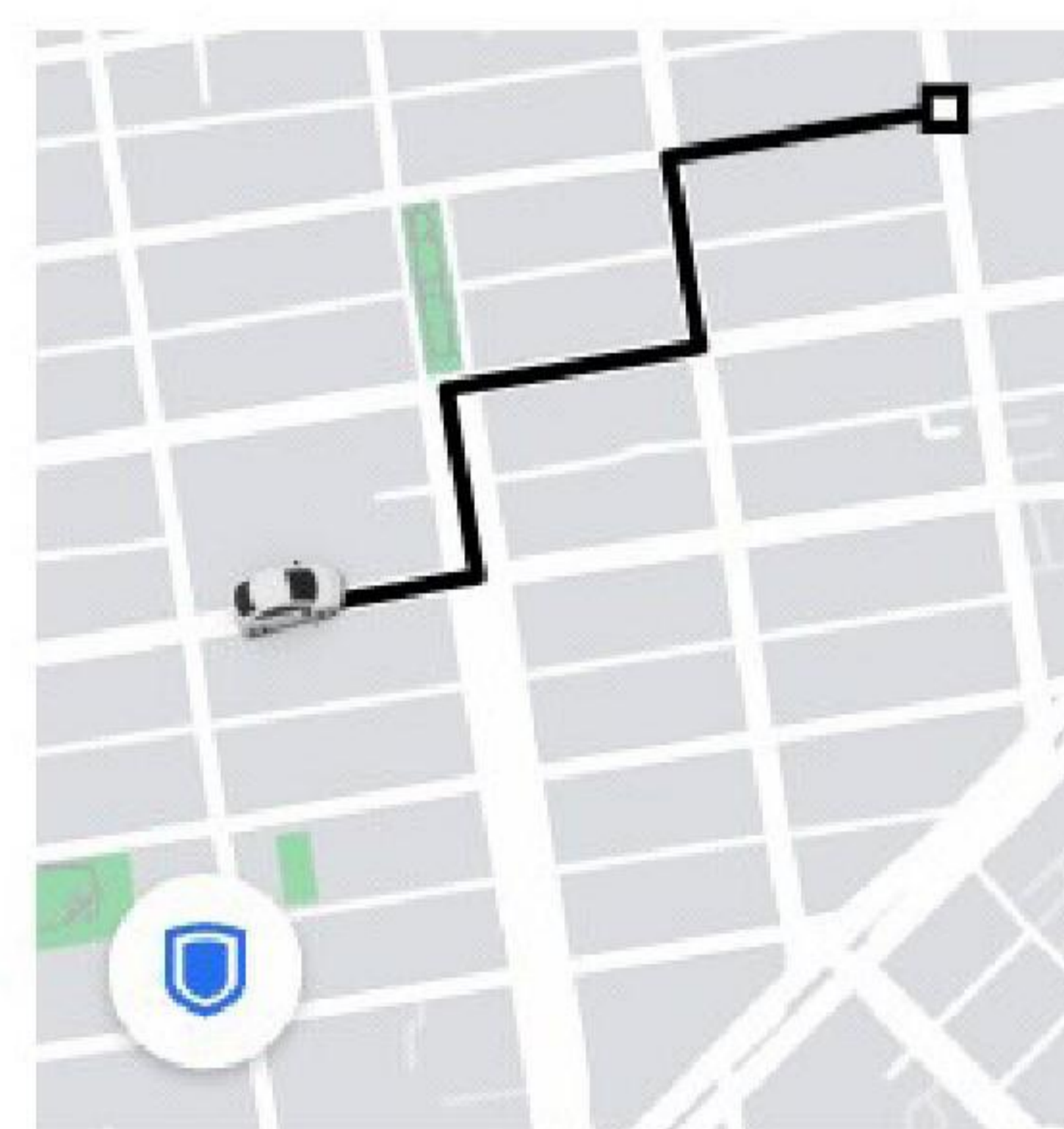


Verify Your Ride

Taking our Check Your Ride guidelines a step further, we've introduced Verify Your Ride to give you an extra layer of security. Turn this feature on to receive a unique PIN for every ride, then share that PIN with your driver to help ensure that you're in the right vehicle.

Remember: always match the license plate and car make and model with what's shown in the app. And make sure your driver matches their in-app photo.

[Learn more >](#)




Emergency button



No Mask. No Ride.

We've created our Door-to-Door Safety Standard with policies and features that help keep you and everyone using Uber safe, including a **mandatory mask policy for all riders and drivers—even if you're vaccinated.**



RideCheck™

We hope every trip is a smooth trip, but we also know things don't always go as planned—which is why we built RideCheck™. Our industry-leading technology lets us detect a possible crash or determine if your trip has gone unusually off course. We'll check in to make sure everything is OK.

[Learn more >](#)

If you're in an urgent situation, you can tap the emergency button right in the app. This will display your live location and trip details, which may be shared automatically with a 911 dispatcher. You can also share these details over the phone, or in certain US cities by text in the Uber app.

[Learn more >](#)



24/7 Support

Our trained support agents are available 24/7 to respond to safety issues. Just open the Uber app, tap Help in the main menu, and select your issue to be connected to our Support team.

[Help Center](#)

[Terms](#)

[Unsubscribe](#)

[Privacy](#)

[Community](#)

[Email Preferences](#)

This is a promotional email from Uber Technologies
1725 3rd St., San Francisco, CA 94158
Uber.com

